

Mackenzie Diversified Alternatives Fund Series A

Alternative Strategies

Compound Annualized Returns[†] 02/28/2025

1 Month	0.2%
3 Months	2.3%
Year-to-date	1.9%
1 Year	9.5%
2 Years	5.4%
3 Years	1.8%
5 Years	2.3%
Since inception (Oct. 2015)	2.8%

Regional Allocation 01/31/2025

CASH & EQUIVALENTS

Cash & Equivalents	0.7%
--------------------	------

EQUITIES

Canada	36.5%
United States	10.0%
Luxembourg	0.1%

FIXED INCOME

Canada	28.6%
United States	5.9%
France	0.3%
United Kingdom	0.3%
Other	17.6%

Sector Allocation 01/31/2025

Fixed Income	52.6%	Energy	0.2%
ETFs	39.0%	Communication Serv.	0.2%
Commodities	7.2%	Utilities	0.1%
Cash & Equivalents	0.7%		

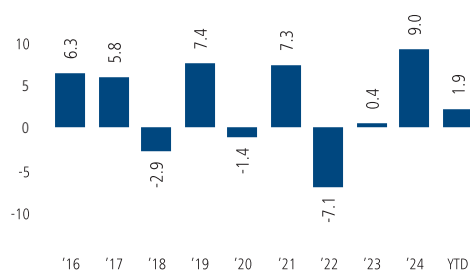
Credit Allocation**** 02/28/2025

AAA	0.1%	B	6.1%
AA	11.1%	CCC & Below	3.7%
A	1.8%	NR	8.2%
BBB	6.3%	Cash & Equivalents	0.7%
BB	5.5%	Equities	56.7%

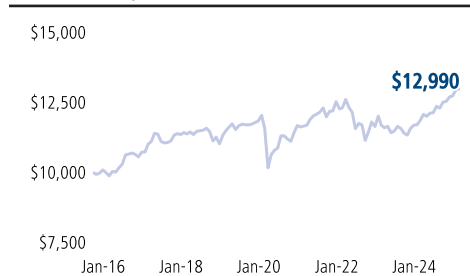
Portfolio Managers

Mackenzie Multi-Asset Strategies Team
Nelson Arruda, Andrea Hallett, Gleb Sivitsky

Calendar Year Returns (%) 02/28/2025



Value of \$10,000 invested 02/28/2025



Major Holdings*** 01/31/2025

Major Holdings Represent 71.7% of the fund

EQUITY

Picton Mahoney Fortified Market Neutral Alternative Fund	9.4%
Mackenzie Global Resource Fund Series R	6.9%
Mackenzie Emerging Markets Small Cap Fund Series R	6.1%
iShares Global Infrastructure ETF	4.9%
Mackenzie US Quantitative Small Cap Fund Series R	3.9%

FIXED INCOME

iShares J.P. Morgan USD Emerging Markets	15.3%
Mackenzie US TIPS Index ETF (CAD-Hedged)	10.2%
Cortland Credit Institutional LP Unit	5.4%
Mackenzie Floating Rate Income ETF	5.1%
Mackenzie Global Macro Fund Series R	4.4%

TOTAL NUMBER OF EQUITY HOLDINGS: 20

TOTAL NUMBER OF FIXED INCOME HOLDINGS: 138

Fund Risk Measures (3 year) 02/28/2025

Annual Std Dev	6.68	Beta	0.60
B'mark Annual Std Dev.	9.34	R-squared	0.70
Alpha	-4.98	Sharpe Ratio	-0.32

Source: Mackenzie Investments

Key Fund Data

Total Fund Assets:	\$87.8 million
NAVPS (02/28/2025):	C\$10.91
MER (as of Sep. 2024):	A: 2.46% F: 1.10%
Management Fee:	A: 1.85% F: 0.70%

60% MSCI World + 40% BofA Merrill
Benchmark**: Lynch Global Broad Market (Hedged to CAD)

Last Paid Distribution:

SERIES	FREQUENCY	AMOUNT	DATE
A	Monthly	0.0043	2/21/2025
F	Monthly	0.0156	2/21/2025
T5	Monthly	0.0493	2/21/2025
PW	Monthly	0.0063	2/21/2025

Fund Codes:

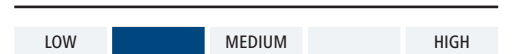
SERIES (C\$)	PREFIX	FE	BE *	LL3 *
A	MFC	4855	4856	4857
F	MFC	4859	—	—
T5	MFC	4864	4865	4866
PW	MFC	6549	—	—

Additional fund series available at
mackenzieinvestments.com/fundcodes

Why Invest in this fund?

- Provides access to a diversified portfolio of non-traditional asset classes.
- Designed to complement a traditional balanced portfolio and potentially enhance risk-adjusted returns and provide additional diversification.
- Non-traditional asset classes have historically been used by institutional investors to help achieve both return and diversification goals.

Risk Tolerance



[†] Effective June 1, 2022, the redemption charge purchase option, and the low-load purchase option are no longer available for purchase, including those made through systematic purchase plans such as pre-authorized contribution plans. Switching from securities of a Mackenzie Fund previously purchased under the redemption charge or low-load purchase options to securities of another Mackenzie Fund, under the same purchase option, will continue to be available until such redemption schedules expire.

** The blended index is composed of 60% MSCI World Index and 40% BofA Merrill Lynch Global Broad Market Index (Hedged to CAD)

*** The major holdings of the Fund may, but do not necessarily, represent the largest holdings of the Fund. Rather, the major holdings are selected for their overall significance in evaluating the investment portfolio.

**** Credit ratings and rating categories are based on ratings issued by a designated rating organization.

† Commissions, trailing commissions, management fees, and expenses all may be associated with mutual fund investments. Please read the prospectus before investing. The indicated rates of return are the historical annual compounded total returns as of January 31, 2025 including changes in unit value and reinvestment of all distributions and do not take into account sales, redemption, distribution, or optional charges or income taxes payable by any securityholder that would have reduced returns. Mutual funds are not guaranteed, their values change frequently and past performance may not be repeated. Standard deviation provides a measure of the variability of returns that have occurred relative to the average return. The higher the standard deviation, the greater is the range of returns that has been experienced. Standard deviation is commonly used as a measure of risk.